

## Original Research

### Comparison Of Dexmedetomidine And Bupivacaine On Hemodynamic Stability And Analgesia In Patients Undergoing Lower Extremity Orthopedic Surgery Under Spinal Anesthesia

Shahram Shefa<sup>1</sup>, Mohammad Rahmanian<sup>2</sup>, Seyedeh Fatemeh Hashemi<sup>3</sup>, Navid Kalani<sup>4</sup>  
Hasan Zabetian<sup>5\*</sup>

1. Assistant Professor, Department of Orthopedics, Jahrom University of Medical Sciences, Jahrom, Iran.
2. Assistant Professor, Department of Anesthesiology, Anesthesiology and Pain Control Research Center, Jahrom University of Medical Sciences, Jahrom, Iran.
3. Medical student, Student Research Committee, Jahrom University of Medical Sciences, Jahrom, Iran.
4. Instructor, Department of Anesthesiology, School of Medicine, Non-Communicable Diseases Research Center, Jahrom University of Medical Sciences, Jahrom, Iran.
5. Associate Professor, Department of Anesthesiology, Anesthesiology and Pain Control Research Center, Jahrom University of Medical Sciences, Jahrom, Iran.

**\*Corresponding Author: Hassan Zabetian**, Associate Professor, Department of Anesthesiology, Anesthesiology and Pain Control Research Center, Jahrom University of Medical Sciences, Jahrom, Iran. E-mail: dr\_hzabetian@yahoo.com

#### Abstract:

**Background:** Adequate control of acute postoperative pain remains one of the major challenges after surgery. This study aimed to compare the effect of dexmedetomidine with and without bupivacaine on hemodynamic symptoms and pain in patients undergoing lower limb orthopedic surgery with spinal anesthesia.

**Methods:** This double-blind clinical trial study was conducted on 30 patients undergoing lower limb orthopedic surgery under spinal anesthesia in Peymaniyeh Jahrom Hospital in 2020. Patients were randomly divided into two equal groups, A (15 mg of bupivacaine) and group B (15 mg of bupivacaine plus 5 µg of dexmedetomidine). At 2, 6, 12, and 24 hours after surgery, patients' pain was evaluated using VAS. Patients' hemodynamic symptoms were recorded before anesthesia, immediately after anesthesia, 15, 30, 45, 60, 90, and 120 minutes during surgery and when entering and leaving recovery. Data analysis was done using SPSS version 21 software and using descriptive (mean, percentage and standard deviation) and inferential (ANOVA, t-test, ANOVA with repeated measures) tests.

**Results:** At 45, 30, 60, 90, 120 minutes after anesthesia and outside of recovery, the mean systolic blood pressure in group B was significantly lower than group A ( $P < 0.05$ ). The results of the Mann-Whitney test showed that the average pain in group B at 6 and 12 hours after the operation was significant ( $P = .04$ ), so that at 6 hours after the operation, the average pain in group B was less than that of group A, but in 12 hours after the operation, the average pain in group B was higher than the bupivacaine group.

**Conclusion:** Dexmedetomidine drug is an effective drug in controlling hemodynamics in patients undergoing orthopedic surgery of the lower limb, but no statistically significant difference was seen in the amount of pain between the two groups. It is suggested to use dexmedetomidine in order to control and stabilize hemodynamics in patients undergoing orthopedic surgery.

**Key words:** Dexmedetomidine, Bupivacaine, Hemodynamic Stability, Analgesia, Orthopedics.

Submitted: 4 April 2022, Revised: 16 May 2022, Accepted: 21 June 2022

## Introduction

Lower extremity surgery can be performed under spinal, neuraxial, or general anesthesia. In fact, spinal anesthesia has several advantages, including rapid onset, deep block, less risk of infection, and lower cost (1). Adequate control of acute postoperative pain remains one of the major challenges after surgery (2-3). More than 70% of patients experience moderate to severe pain after surgery, and more than 25% of patients have had side effects after taking painkillers (4). Although opioids are widely used for postoperative pain control, they are associated with many side effects such as nausea and vomiting, respiratory depression, and hypotension. Non-steroidal anti-inflammatory drugs and acetaminophen and non-pharmacological techniques are also used in acute pain control (5). Dexmedetomidine is a specific agonist of the alpha two ( $\alpha_2$ ) receptor, which has attracted the attention of anesthesiologists in recent years for sedation in various surgeries. Dexmedetomidine provides features such as analgesia, sedation and anti-anxiety effects without respiratory depression (6). Before surgery,  $\alpha_2$  receptor agonists improve and stabilize hemodynamics by having multiple desirable effects, including analgesic effects, inhibition of sympathetic outputs, anti-anxiety properties, and reduction of norepinephrine levels. It also has positive effects on myocardial oxygen supply and cardiac demand for oxygen, thus protecting the myocardium (7-8). The use of dexmedetomidine before anesthesia has a positive effect on hemodynamic stability, which is associated with a decrease in postoperative mortality and a decrease in the incidence of postoperative problems (9). The use of painkillers along

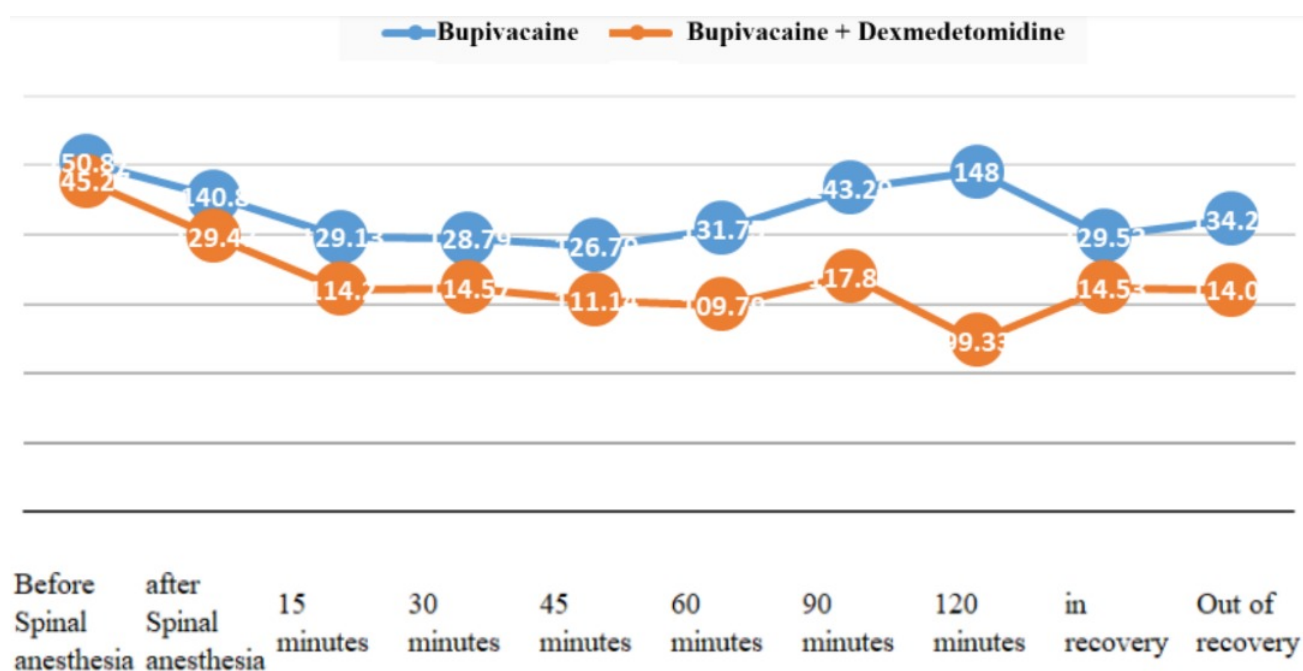
with local anesthesia is useful for increasing analgesia and reducing the complications of spinal anesthesia (10). In addition, it has been reported that dexmedetomidine as an effective adjunctive drug when added to the spinal anesthetic drug prolongs analgesia in abdominal surgeries; Lower limb and caesarean section (11-13). Bupivacaine is a long-acting amide anesthetic that is mainly used for spinal anesthesia (14). Rastegarian et al.(2020) investigated the effects of administering dexmedetomidine along with intrathecal bupivacaine in analgesia after orthopedic surgery of femur and tibia. The results of this study showed that the addition of dexmedetomidine to bupivacaine in the spinal anesthesia method prolongs the time of analgesia and reduces the pain intensity after the operation (15). Currently, due to the increase in the use of spinal anesthesia methods, but it is still noticeable in patients after the operation, it seems that by preventing the occurrence of pain after the operation, in addition to reducing the need to use narcotic drugs, management It is also possible for the patients to be more comfortable and complications that cause additional costs to the patient and the hospital are prevented. Therefore, the present study was conducted with the aim of comparing the effect of dexmedetomidine with and without bupivacaine on hemodynamic symptoms and pain in patients undergoing lower limb orthopedic surgery with spinal anesthesia.

## Method:

The current study is a double-blind randomized clinical trial that was conducted during a three-month period from June 2020 to September 2020 in patients undergoing orthopedic surgery of

the lower limbs under spinal anesthesia in Peymaniyeh Hospital, Jahrom. Before entering the patients in this study, the research process was explained and written informed consent was obtained from them. In all stages of the study,

researchers adhered to the principles of the Declaration of Helsinki and the confidentiality of patient information. All the costs of this project were covered by the



**Figure 1: Distribution of changes in systolic blood pressure of patients undergoing lower limb orthopedic surgery under spinal anesthesia receiving dexmedetomidine with and without bupivacaine at different times**

researchers and no additional costs were created for the patients. This study was approved by the ethics committee of Jahrom University of Medical Sciences under the ethical code "IR.JUMS.REC.1399.011" and registered in the Iranian registry of clinical trial under the number IRCT20130926014779N6 (<http://www.irct.ir>).

The population of the present study was patients undergoing orthopedic surgery of the lower limb. The sample size was determined by assuming standard difference = 0.85 and confidence limits of 95% and power = 80%, and assuming equal number of samples in each group using Altman normogram and including

15% attrition, 30 people (15). Then, in order to have an equal chance of being in the intervention group or the control group, the samples were randomly assigned to study groups (15 people in each group) using a table of random numbers (Figure 1).

Inclusion criteria include: II and I ASA (anesthesia class one and two), patients being NPO before surgery, having no history of severe cardiovascular disease, severe dyspnea, uncontrolled diabetes, severe kidney or liver disease, or any controlled systemic disease. No history of coagulation disorders, no history of allergy to drugs, history of taking antipsychotic and painkiller narcotics. Exclusion criteria

included prohibition of spinal anesthesia and non-cooperation of patients for spinal anesthesia.

All patients who met the inclusion criteria at the time of the study, after obtaining written informed consent and explaining the conditions of the study, were included in the study. 30 patients participating in the present study were divided into two intervention and control groups using a random number table.

The patients were transferred to the operating room for surgery and all underwent spinal anesthesia with the same method (needle number 25 and in L4-L5 space). In all cases, by placing the patients in a sitting position, the prepared solution was injected through a No. 25 spinal needle by an anesthesiologist. All patients received 5cc/kg/h fluid therapy before

**Table 1. Distribution of patients undergoing lower limb orthopedic surgery under spinal anesthesia receiving dexmedetomidine with and without bupivacaine based on age and gender**

		A	B	P-value
Age		Mean±SD	Mean±SD	
		55.07±20.55	51.33±20.26	0.62
Gender		Frequency	Frequency	0.99
	Male	11(73.3)	12(80)	
	Female	4(26.7)	3(20)	

surgery. Patients were divided into two equal groups of bupivacaine and bupivacaine + dexmedetomidine. Group 1 (A) of the study received 15 mg of bupivacaine and group 2 (B) of the study received 15 mg of bupivacaine (2.5 ml) along with 5 micrograms of dexmedetomidine (manufactured by Elixir Pharmaceutical Company). At 2, 6, 12 and 24 hours after the operation, the pain level of the patients was evaluated using the

VAS measuring scale. After the surgery, the information was recorded by the anesthesiologist who did not know about the medicine prescribed for the patients. Hemodynamic symptoms of patients before anesthesia, immediately after anesthesia, 15, 30, 45, 60, 90 and 120 minutes during surgery and when entering and exiting recovery using anesthesia machine monitoring became

**Table 2: Distribution of patients undergoing lower limb orthopedic surgery under spinal anesthesia receiving dexmedetomidine with and without bupivacaine based on MAP and heart rate**

Variable	Time	A		B		P-value
		Mean	SD	Mean	SD	
MAP	Before Spinal anesthesia	116.07	21.66	109.20	20.39	0.38
	after Spinal anesthesia	104.47	19.84	96.33	16.27	0.23
	15 minutes	95.73	23.10	3.0	17.60	0.12
	30 minutes	93.79	12.96	87.29	14.13	0.22
	45 minutes	92.43	15.39	83.93	16.05	0.16
	60 minutes	94.58	15.13	83.29	15.08	0.07
	90 minutes	103.86	26.52	89.11	15.47	0.18

	120 minutes	100.50	16.26	82.00	12.73	0.33
	in recovery	94.87	20.07	84.13	17.61	0.13
	Out of recovery	94.57	19.53	85.71	9.79	0.14
	P-value	0.89		<0.001		
HR	Before Spinal anesthesia	91.47	15.85	85.20	19.40	0.34
	after Spinal anesthesia	90.47	12.70	86.27	19.04	0.48
	15 minutes	89.27	17.45	77.93	17.67	0.09
	30 minutes	85.71	17.38	77.50	21.69	0.28
	45 minutes	83.29	18.09	77.43	23.63	0.47
	60 minutes	83.67	21.53	75.86	17.33	0.32
	90 minutes	82.43	30.63	75.22	17.18	0.56
	120 minutes	61.50	10.61	75.00	19.80	0.48
	in recovery	84.07	15.45	76.07	15.22	0.16
	Out of recovery	82.07	15.89	78.29	19.04	0.57
	P-value	0.25		0.28		

Data analysis was done by descriptive statistics indicators (mean, percentage and standard deviation) and inferential statistical tests (ANOVA, t-test, analysis of variance with repeated measures) using spss software version 21. A significance level of  $P < .05$  was considered.

### Results:

30 patients aged 18 to 85 years (in two groups of 15) with anesthesia class (ASA I, II) under orthopedic procedures of the lower limb (femur and tibia) were evaluated. The results in Table 1 showed that the study groups in terms of Age and gender variables are the same ( $p < 0.05$ ) (Table 1).

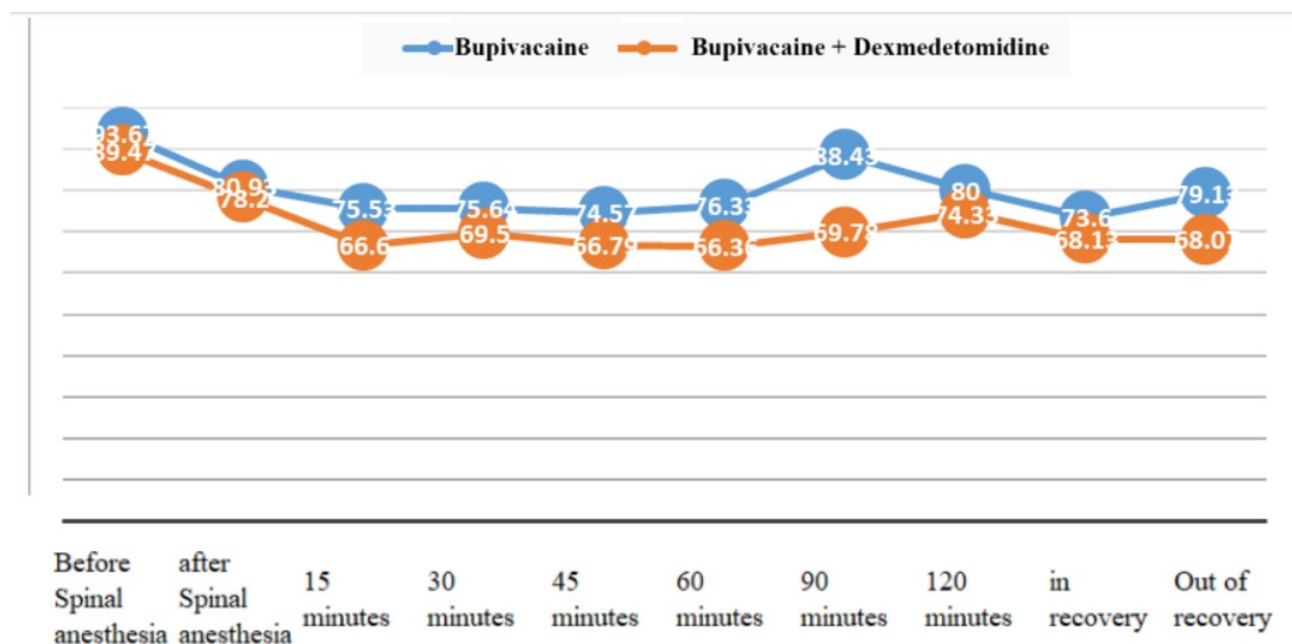
At times 45, 30, 60, 90, 120 minutes after spinal anesthesia and outside of recovery, the mean systolic blood pressure in group B was significantly lower than that of bupivacaine group ( $P < 0.05$ ), but at other times the difference was No significance was observed in the mean systolic blood pressure between the two groups ( $P < 0.05$ ) (Table 2). Outside of recovery, the average diastolic blood pressure in group B was significantly lower than group A ( $P = 0.037$ ).

However, at other times, there was no significant difference in mean diastolic blood pressure between the two groups ( $P < 0.05$ ) (Figure 1).

In group B, the average trend of systolic blood pressure from the time before spinal anesthesia to the time outside of recovery showed a significant difference ( $P < 0.001$ ). (Figure 1). But in group A, the trend of the average diastolic blood pressure from the time before spinal anesthesia to outside of recovery showed a significant difference ( $P < 0.001$ ), but the trend of the average systolic blood pressure was not significant ( $P < 0.05$ ) (Figure 2).

In the times before and 45, 30, 60, 90, 120 minutes after spinal anesthesia and in recovery and out of recovery, there was no significant difference between the mean MAP and heart rate between group B and group A ( $P < 0.05$ ). Table 2). In group B, the average trend of MAP (mean arterial pressure) from the time before spinal anesthesia to outside of recovery showed a significant difference ( $P < 0.001$ ).





**Figure 2: Distribution of diastolic blood pressure changes in patients undergoing lower limb orthopedic surgery under spinal anesthesia receiving dexmedetomidine with and without bupivacaine at different times**

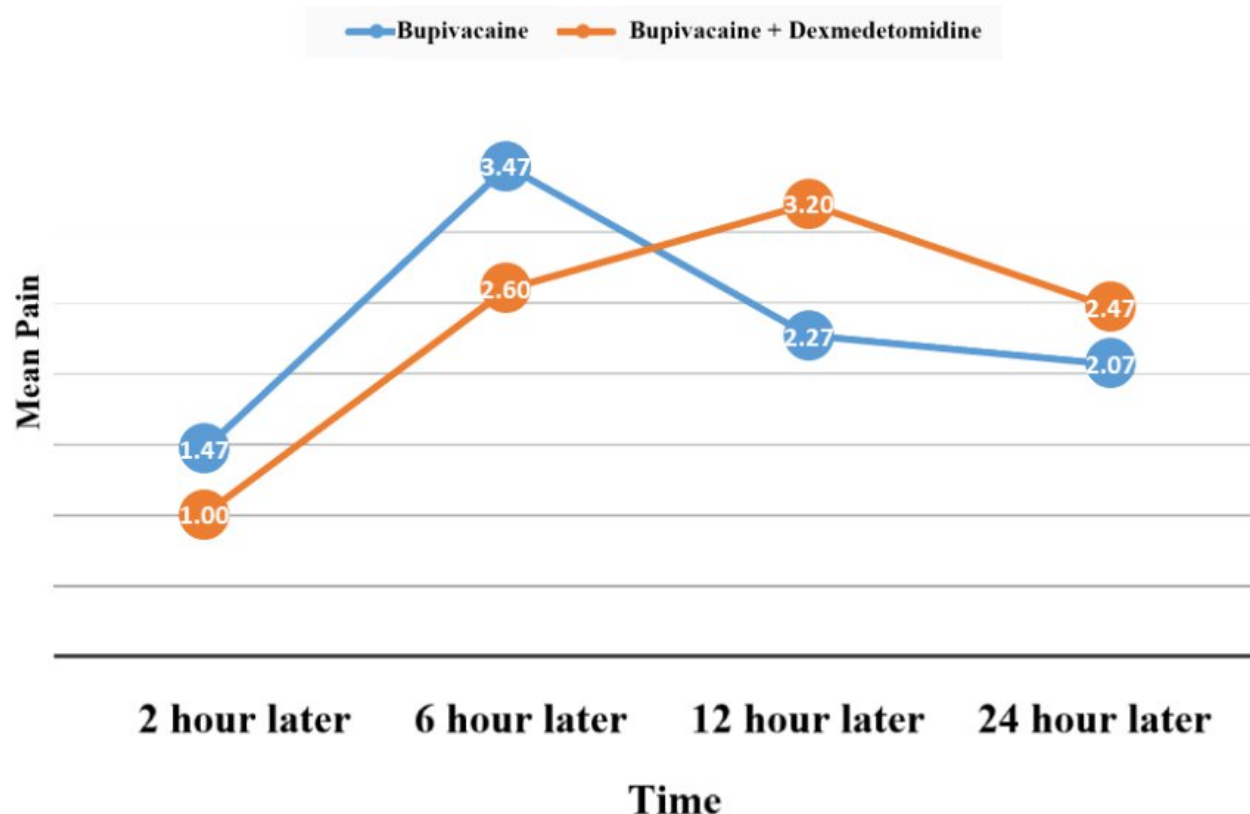
But the average heart rate trend was not significant ( $P < 0.05$ ). In group A, the trend of mean MAP and heart rate from the times before spinal anesthesia to outside of recovery showed no significant difference ( $P < 0.05$ ) (Table 2).

In the times before and 45, 30, 60, 90, 120 minutes after spinal anesthesia and in recovery and out of recovery, there was no significant difference between the mean MAP and heart rate between group B and group A ( $P < 0.05$ ). Table 2). In group B, the average trend of MAP (mean arterial pressure) from the time before spinal anesthesia to outside of recovery showed a significant difference ( $P < 0.001$ ). But the average heart rate trend was not significant ( $P < 0.05$ ). In group A, the trend of mean MAP and heart rate from the times before spinal anesthesia to outside of recovery showed no significant difference ( $P < 0.05$ ) (Table 2).

Before and 45, 30, 60, 90, 120 minutes after spinal anesthesia and in recovery

and out of recovery, the average O<sub>2</sub>SAT (arterial blood oxygen saturation percentage) was not significantly different between groups A and B.

The results of the Mann-Whitney test showed that the average pain in group B at 6 and 12 hours after the operation was significant ( $P = 0.04$ ), so that at 6 hours after the operation, the average pain in group B was less than that of group A., but in 12 hours after the operation, the average pain in group B was more than group A. At other times, the average pain between the two groups B and A was not significantly different ( $P < 0.05$ ). The results of the Friedman test showed that in group B, the average pain increased until 12 hours after the operation, but then decreased ( $P < 0.001$ ). In group A, the average pain trend increased up to 6 hours after the operation, but then decreased ( $P < 0.001$ ). (Figure 3).



**Figure 3: Distribution of average pain changes in patients undergoing lower limb orthopedic surgery under spinal anesthesia receiving dexmedetomidine with and without bupivacaine at different times**

#### Discussion:

Pain control in orthopedic patients is particularly important because unfavorable pain control in them can be accompanied by movement delay and joint movement limitation (16-17). Several methods may be used to control pain during the operation period for orthopedic surgery patients, so that a combination of drugs with different multimodal techniques together precedes single drug treatment (18-19). The results of the present study showed that the average pain in 6 and 12 hours after the operation was significant in the bupivacaine + dexmedetomidine group. So that 6 hours after the operation, the average pain in the bupivacaine + dexmedetomidine group was lower than the bupivacaine group, but at 12 hours after the operation, the average pain in the bupivacaine + dexmedetomidine group

was higher than the bupivacaine group. At other times, the average pain between the two bupivacaine + dexmedetomidine groups and the bupivacaine group was not significantly different (Figure 3).

In their study, Sarkar et al. (2018) investigated the comparison of two drugs, dexmedetomidine and fentanyl, along with bupivacaine in lower limb orthopedic surgery. The results of this study showed that the combination of dexmedetomidine and bupivacaine causes analgesia after lower limb orthopedic surgery (20). In their study, Sane et al. (2021) investigated the effect of dexmedetomidine along with bupivacaine on pain in patients undergoing upper limb orthopedic surgery. The results of this study showed that the combination of dexmedetomidine and bupivacaine is more effective in reducing postoperative pain than bupivacaine alone (21). Gandhi



et al. (2012) investigated the use of dexmedetomidine and bupivacaine in brachial plexus block. The results of this study showed that the dexmedetomidine group has better hemodynamic stability and more analgesia after bupivacaine-based surgery (22). In their study, Elshahawy et al. (2022) investigated the comparison of dexmedetomidine, dexamethasone in combination with bupivacaine on the level of analgesia in lower limb orthopedics. The results of this study showed that intrathecal dexmedetomidine with bupivacaine is superior to dexamethasone and bupivacaine alone in terms of duration of analgesia and pain intensity (23). Rastegarian et al.(2020) investigated the effects of administering dexmedetomidine along with intrathecal bupivacaine in analgesia after orthopedic surgery of femur and tibia. The results of this study showed that adding 5 micrograms of dexmedetomidine to bupivacaine in the spinal anesthesia method prolongs the time of analgesia, reduces pain intensity and reduces the need for narcotics after surgery (15). In their study, Ghasemi et al. (2021) investigated the comparison of sufentanil and dexmedetomidine in combination with bupivacaine in patients with brachial plexus block in upper limb surgery. The results of this study showed that sufentanil in combination with bupivacaine had longer analgesia and less narcotic consumption in 24 hours after surgery (24). The results of the above studies are not consistent with the results of the present study. In the present study, the combination of dexmedetomidine + bupivacaine had less pain in the first 6 hours, and the bupivacaine group had less pain in the second 6 hours (12 hours after the operation). The analgesic effects of

dexmedetomidine can be related to the antagonistic effects of the alpha-2 receptor in the posterior horn of the spinal cord. There have been various studies on the effectiveness of dexmedetomidine on hemodynamic stability. In some studies, dexmedetomidine has less hemodynamic side effects and better efficacy (26-25) and in some studies, no significant difference between dexmedetomidine and other compared drugs has been reported (27). In Alizadeh et al.'s study (2020), a comparison of the hemodynamic effects of dexmedetomidine and midazolam permedication was performed in patients undergoing upper limb surgery. The results showed that dexmedetomidine provided better hemodynamic control in anesthesia (28). Alimian et al.(2015) in their study compared the effects of dexmedetomidine and remifentanyl on the rate of exit from recovery in patients undergoing posterior spinal fusion surgery. The results of this study showed that compared to remifentanyl, dexmedetomidine stabilizes the hemodynamic status in patients undergoing posterior spinal fusion surgery (29). In their study, Masoudi Far et al. (2019) compared the effects of midazolam and dexmedetomidine on hemodynamics and complications in stereotaxic surgery. The results of this study showed that dexmedetomidine has better effects than midazolam and its use in sensitive surgeries where hemodynamic stability is important is preferable (30). In their study, Masoudi Far et al. (2022) compared the effects of fentanyl and dexmedetomidine on hemodynamic changes in patients undergoing stereotaxic surgery. The results of this study showed that there was no significant difference between the two groups based on systolic and diastolic blood pressure at different times (31). The

results of Rastegarian et al.'s study (2020) showed that the systolic and diastolic blood pressure in the bupivacaine-dexmedetomidine group was significantly lower at 15, 30, 45 and 60 minutes during surgery than the bupivacaine-normal saline group (15 ). The results of Sanat Kar et al.'s study (2020) showed that systolic and diastolic blood pressure and heart rate decrease after sedation with dexmedetomidine in patients undergoing cataract surgery (32). Dexmedetomidine is known as a selective  $\alpha_2$  agonist, a central sympatholytic drug with hemodynamic stability, and it has been reported that it decreases heart rate and blood pressure in a dose-dependent manner (33). It seems that the main cause of heart rate drop and blood pressure drop indicates the pharmacological activity of dexmedetomidine on  $\alpha_2$  receptors that are present in post-synaptic cells (34). Dexmedetomidine probably has an effect on postsynaptic vascular smooth muscle cells, which causes changes in vascular tone (35). One of the limitations of this study is the small sample size. It is suggested that future studies be conducted with a larger sample size.

### Conclusion:

Dexmedetomidine drug is an effective drug in controlling hemodynamics in patients undergoing orthopedic surgery of the lower limb, but no statistically significant difference was seen in the amount of pain between the two groups. It is suggested to use dexmedetomidine in order to control and stabilize hemodynamics in patients undergoing orthopedic surgery.

### References:

1. Elia N, Culebras X, Mazza C, Schiffer E, Tramèr MR. Clonidine as an adjuvant to intrathecal local anesthetics for

- surgery: systematic review of randomized trials. *Reg Anesth Pain Med*. 2008; 33(2):159–67.
2. Kehlet H, Dahl JB. Anaesthesia, surgery, and challenges in postoperative recovery. *Lancet* 2003 Dec 6;362(9399):1921-8.
3. Vadivelu N, Mitra S, Narayan D. Recent advances in postoperative pain management. *Yale J Biol Med* 2010 Mar;83(1):11-25.
4. Paul F. The role of intravenous Acetaminophen in multimodal pain protocols for perioperative orthopaedic patients: A review article. *Chapel hill*: Feb 2013; 1: 15-17.
5. Naderi Nabi B, Sedighinejad A, Haghighi M, Sedigh Karami M, Fathi A, Pourreza M. Evaluating the effect of single dose oral pregabalin on acute pain control after orthopaedic surgery. *JAP*. 2014; 5 (1) :62-68
6. Muttu S, Liu EH, Ang SB, Chew PT, Lee TL, Ti LK. Comparison of dexmedetomidine and midazolam sedation for cataract surgery under topical anesthesia. *J Cataract Refract Surg* 2005;31(9):1845-6.
7. Giovannitti Jr JA, Thoms SM, Crawford JJ. Alpha-2 adrenergic receptor agonists: a review of current clinical applications. *Anesth Prog* 2015; 62(1): 31-9.
8. Mavropoulos G, Minguet G, Brichant JF. Alpha-2 adrenoreceptor agonists in anaesthesia and intensive care medicine. *Rev Med Liege* 2014; 69(2): 97-101.
9. Samir GM, Ibrahim DA. Dexmedetomidine versus propofol for sedation in stereotactic brain biopsy: a comparative study. *Ain Shams J Anesthesiol* 2019; 11(1): 7.

10. Faiz SH, Rahimzadeh P, Sakhaei M, Imani F, Derakhshan P. Anesthetic effects of adding intrathecal neostigmine or magnesium sulphate to bupivacaine in patients under lower extremities surgeries. *J Res Med Sci* 2012; 17: 918-922.
11. Gupta M, Gupta P, Singh DK. Effect of 3 different doses of intrathecal dexmedetomidine (2.5µg, 5µg, and 10 µg) on subarachnoid block characteristics: a prospective randomized double blind dose-response trial. *Pain Physician* 2016; 19: 411-420.
12. Qi X, Chen D, Li G, Huang X, Li Y, Wang X, Li Y. Comparison of intrathecal dexmedetomidine with morphine as adjuvants in Cesarean sections. *Biol Pharm Bull* 2016; 39: 1455-1460.
13. Rastegarian A, Sadeghi S E, Damshenas M H, Ghanei M, Kalani N, Hemati H et al . Effects of administration of dexmedetomidine with intrathecal bupivacaine on analgesia after femoral and tibia orthopedic surgery: A double-blind randomized clinical trial study. *Koomesh*. 2020; 22 (4) :678-685
14. Bano F, Sabbar S, Zafar S, Rafeeq N, Iqbal MN, Haider S, et al. Intrathecal fentanyl as adjunct to hyperbaric bupivacaine in spinal anesthesia for cesarean section. *J Coll Physicians Surg Pak*. 2006; 16:87-90.
15. Rastgarian A, Sadeghi S E, Damshenas M H, Ghanei M, Kalani N, Hemati H et al . Effects of administration of dexmedetomidine with intrathecal bupivacaine on analgesia after femoral and tibia orthopedic surgery: A double-blind randomized clinical trial study. *Koomesh*. 2020; 22 (4):678-685
16. Raiff D, Vaughan C, McGee A. Impact of intraoperative acetaminophen administration on postoperative opioid consumption in patients undergoing hip or knee replacement. *Hosp Pharm*. 2014 Dec;49(11):1022-32.
17. Jebaraj B, Maitra S, Baidya DK, Khanna P. Intravenous paracetamol reduces postoperative opioid consumption after orthopedic surgery: a systematic review of clinical trials. *Pain Res Treat*. 2013;2013:402510
18. Sinatra RS, Torres J, Bustos AM. Pain management after major orthopaedic surgery: current strategies and new concepts. *J Am Acad Orthop Surg*. 2002 Mar-Apr;10(2):117-29.
19. Elvir-Lazo OL, White PF. The role of multimodal analgesia in pain management after ambulatory surgery. *Curr Opin Anaesthesiol*. 2010 Dec;23(6):697-703.
20. Sarkar A, Bafila NS, Singh RB, Rasheed MA, Choubey S, Arora V. Comparison of Epidural Bupivacaine and Dexmedetomidine with Bupivacaine and Fentanyl for Postoperative Pain Relief in Lower Limb Orthopedic Surgery. *Anesth Essays Res*. 2018 Apr-Jun;12(2):572-580. doi: 10.4103/aer.
21. Sane S, Shokouhi S, Golabi P, Rezaeian M, Kazemi Haki B. The Effect of Dexmedetomidine in Combination with Bupivacaine on Sensory and Motor Block Time and Pain Score in Supraclavicular Block. *Pain Res Manag*. 2021 Apr 10;2021:8858312.
22. Rachana Gandhi, Alka Shah, Ila Patel. Use of dexmedetomidines along with bupivacaine for brachial plexus block. *Natl J Med Res*. 2012; 2(1): 67-69.
23. Mohamed E. Elshahawy, Hani I. Taman, Mostafa S. Elawady, Ahmed M. Farid. Comparison of Dexmedetomidine

- versus Dexamethasone as Adjuvants to Intrathecal Bupivacaine in Emergency Orthopedic Lower Limb Operations. *The Egyptian Journal of Hospital Medicine*. 2022;89: 2382-2387.
24. Ghasemi A, Chamanara M, Paknejad B, Yousefizoshk M, Hazrati E. Dexmedetomidine versus sufentanil as adjuvants to bupivacaine for brachial plexus block during upper extremity surgery: a randomized clinical trial. *Braz J Anesthesiol*. 2021 Apr 28;S0104-0014(21)00179-2.
  25. Bergese SD, Patrick Bender S, McSweeney TD, Fernandez S, Dzwonczyk R, Sage K. A comparative study of dexmedetomidine with midazolam and midazolam alone for sedation during elective awake fiberoptic intubation. *J Clin Anesth*. 2010;22(1):35-40. doi: 10.1016/j.jclinane.2009.02.016 pmid: 20206849
  26. Riker RR, Shehabi Y, Bokesch PM, Ceraso D, Wisemandle W, Koura F, et al. Dexmedetomidine vs midazolam for sedation of critically ill patients: a randomized trial. *JAMA*. 2009; 301(5):489-99.
  27. Alhashemi JA. Dexmedetomidine vs midazolam for monitored anaesthesia care during cataract surgery. *Br J Anaesth*. 2006;96(6):722-6.
  28. Alizadeh A, Kayalha H, Heyrat B, Rastak S, Sofiabadi M. Comparison Hemodynamic Effects of Midazolam and Dexmedetomidine as a Premedication in Patients Undergoing Upper Limb Surgeries: A Double-blind Intervention. *J North Khorasan Univ Med Sci*. 2020;11(4):45-51. DOI: 10.29252/nkjms-11047
  29. Alimyan M, Zaman B, Mohaghegh M R, Kholdebarin A R, Pourbakhshandeh A, Kazemtori E. Comparing the effect of dexmedetomidine and remifentanyl on recovery time of patients undergoing posterior spinal fusion surgery.. *JAP*. 2015; 6 (2) :21-31
  30. Masoudifar, M., Nazemroaya, B., Rahimi, Z., Khademi, M. Effects of midazolam and dexmedetomidine on sedation levels, hemodynamics and, complications under brain stereotaxic surgery. *Jundishapur Scientific Medical Journal*, 2019; 18(3): 311-317.
  31. Masoudifar M, Foroughi M, Hashemi T. The Comparison of the Effects of Fentanyl and Dexmedetomidine on Hemodynamic Stability in Patients undergoing Stereotactic Surgery. *J Isfahan Med Sch* 2022; 40(659): 48-54.
  32. Sanatkar M, Goudarzi M, Espahbodi E. Comparison of the efficacy of two pre-treatment medication of dexmedetomidine-fentanyl and midazolam-fentanyl in cataract surgery. *Tehran Univ Med J*. 2020; 78 (3):155-164
  33. Wijesundera DN, Naik JS, Scott Beattie W. Alpha-2 adrenergic agonists to prevent perioperative cardiovascular complications. *American J Med*. 2003;114(9):742-52. 7
  34. Philipp M, Brede M, Hein L. Physiological significance of alpha (2)-adrenergic receptor subtype diversity: one receptor is not enough. *Am J Physiol Regul Integr Comp Physiol* 2002; 283: 287- 295.
  35. Jie K, Van Brummelen P, Vermey P, Timmermans PB, Van Zwieten PA. Identification of vascular postsynaptic alpha and alpha 2-adrenoceptors in man. *Circ Res* 1984; 54: 447-452.

